



Your Guide to the L2L Professional Learning Management System

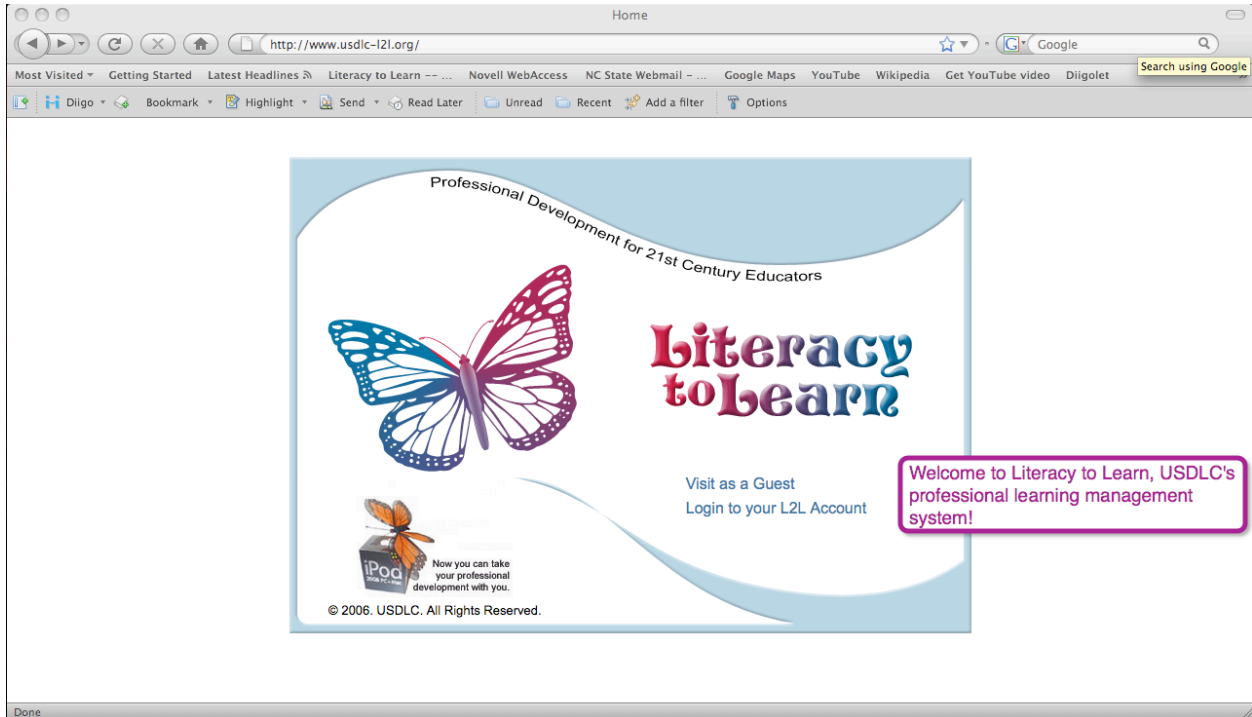
Literacy to Learn (L2L) is your professional learning management system for USDLC courses. It is similar to other online learning management systems you may have used (Moodle, Blackboard, Angel, etc.) with a few functions (like Webfolios) that make it particularly helpful for professional development.

Logging in and Preparing Your Media Tools . . .

You'll login using the e-mail and password you received in your USDLC confirmation e-mail.

It's a good idea to also plan ahead to make sure you have the FREE Web tools you'll need. All courses use the FREE RealPlayer media player. Reading and Writing with Technology courses also offer the choice of QuickTime and MP3 media players. You'll find links to these FREE tools on the Video Intro page. Remember to download the FREE tools – there should be no cost involved.

Handouts or activity pages are available as pdfs. You'll need the free Adobe Reader for these.



Personal Webfolios

One special function is the personal Webfolio where all of your coursework is stored. Only you, your local school system supervisor, and the course developers will have access to your Webfolio.

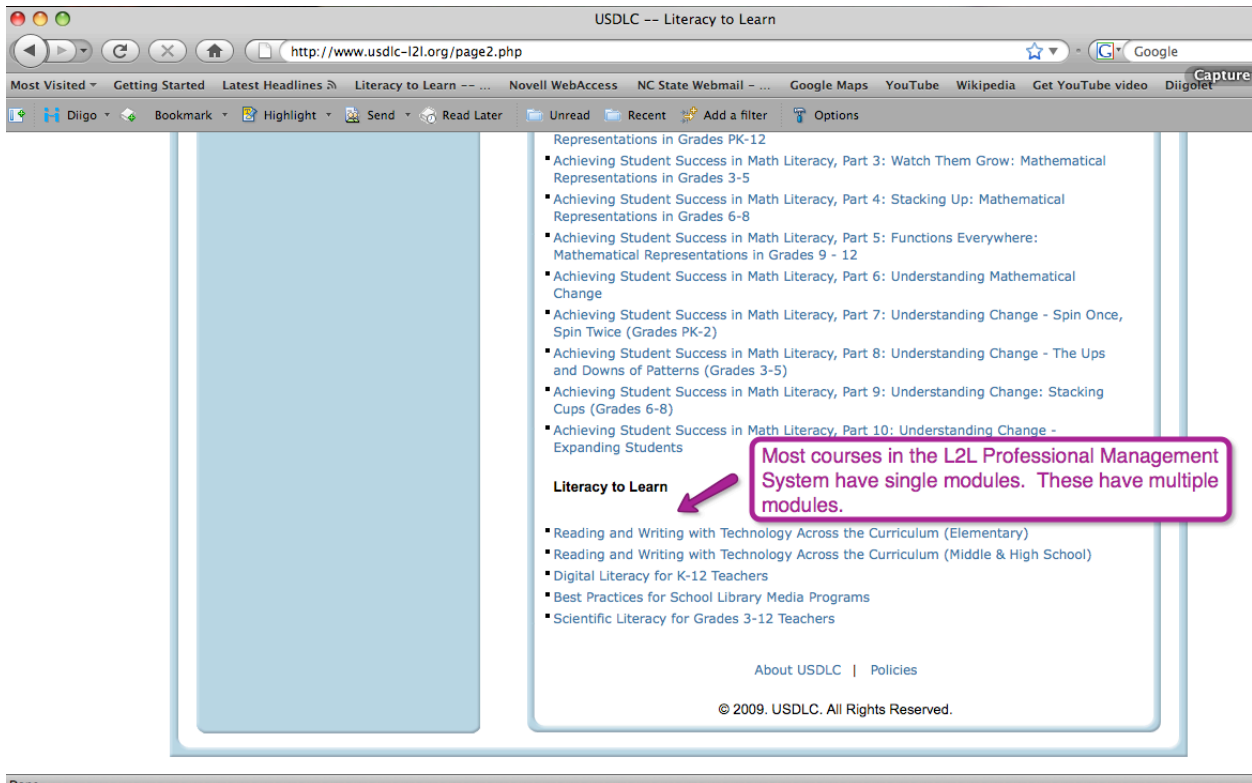
Occasionally, unidentified quotes from your Webfolio may be used in our evaluation reports, research articles, or promotional materials. Your registration indicates your willingness to participate in this way.

Types of Courses

There are two types of courses available:

Single module courses which essentially present a course in a video program with handouts that you view and then follow-up by completing the reflections and course evaluation (which is stored in your Webfolio).

Multi-module courses (see the Literacy to Learn category at the bottom of the list of Available Courses) which include activities and viewing guides as well as classroom video documentaries. Again, follow-up includes the completion of reflections and course evaluation (which is stored in your Webfolio).



USDLC -- Literacy to Learn

http://www.usdcl-12l.org/page2.php

Most courses in the L2L Professional Management System have single modules. These have multiple modules.

Literacy to Learn

- Reading and Writing with Technology Across the Curriculum (Elementary)
- Reading and Writing with Technology Across the Curriculum (Middle & High School)
- Digital Literacy for K-12 Teachers
- Best Practices for School Library Media Programs
- Scientific Literacy for Grades 3-12 Teachers

About USDLC | Policies

© 2009. USDLC. All Rights Reserved.

Beginning a Course

When you first enter L2L, you will see a long list of Available Courses. Select one that looks interesting, read about it, and if you would like to take this course -- simply click on Begin this Course. The course will now be added to your list of courses -- My L2L Courses.



USDLC -- Literacy to Learn

http://www.usdcl-12l.org/page2.php

Professional Development for 21st Century Educators

literacy to learn

Home

Welcome 21c

Welcome

Video Intro

Your Guide to L2L

Webfolio

Edit Account

Log Out

Course work

Available L2L Courses

Books, Books, Books – Grades K-5

All courses you see under "Available L2L Courses" are available to you. Simply click on the title to access.

- Books, Books, Books: Literature Review for K-5 Books Published in 2006
- Books, Books, Books: Literature Review for K-5 Books Published in 2003
- Books, Books, Books: Literature Review for K-5 Books Published in 2004
- Books, Books, Books: Literature Review for K-5 Books Published in 2002
- Books, Books, Books: Literature Review for K-5 Books Published in 2000
- Books, Books, Books: Literature Review for K-5 Books Published in 2001
- Books, Books, Books: Literature Review for K-5 Books Published in 1999
- Books, Books, Books: Literature Review for K-5 Books Published in 1998
- Books, Books, Books: Literature Review for K-5 Books Published in 1997
- Books, Books, Books: Literature Review for K-5 Books Published in 2005

Books, Books, Books - Grades 6-12

- Books, Books, Books: Literature Review for 6-12 Books Published in 2006
- Books, Books, Books: Literature Review for 6-12 Books Published in 2005

The screenshot shows a web browser window with the URL http://www.usdlc-l2l.org/page2.php?potnt_course_id=11. The page header includes "Professional Development for 21st Century Educators" and the "Literacy to Learn" logo. A navigation sidebar on the left contains buttons for Home, Video Intro, Your Guide to L2L, Webfolio, Edit Account, and Log Out. The main content area is titled "Course work" and features a butterfly graphic. A callout box with a pink border and arrow points to a "Begin This Course" button, with the text: "Click 'Begin this Course' to move this course to your personal courses -- My L2L Courses."

The screenshot shows a web browser window with the URL http://www.usdlc-l2l.org/page2.php?adopt_course_id=11&minimode=adopt. The page layout is similar to the first screenshot. The "Course work" section now displays a list of courses under the heading "Available L2L Courses". The first course is "Books, Books, Books -- Grades K-5". A callout box with a pink border and arrow points to the "Begin This Course" button for this course, with the text: "Note that the clicking 'Begin the Course' moves it from 'Available L2L Courses' to 'My L2L Courses.'"

If after further perusal, you decide this course may not serve your needs as well as another then simply select Leave this Course to return to the full list of courses. You will still see the

course in your list, My L2L Courses, but only those in which you complete work will appear in your Webfolio.

Most school systems require prior approval for courses to count toward certification renewal. Usually courses are approved for their contributions to educators' professional development plans or plans of actions. Local evaluators are designated by the USDLC local site coordinators to approve completed course work and award eCertificates of Course Completion. That's why you were asked to complete a prior approval and identify your local evaluator in your USDLC registration.

Completing a Course and Requesting Approval for eCertificate

Once you have completed a course, you will write your final reflections and complete a brief course/module evaluation. To access your Webfolio from the course, simply look at the top right corner of the workpage (pop-up page with activities and/or video links) and you will see two options -- Return to Homepage or Visit My Webfolio. Select Visit My Webfolio.

The screenshot shows a web browser window displaying the 'Literacy to Learn' website. The page title is 'Reading, Writing, and Thinking Across the Curriculum'. The main heading is 'Literacy to Learn'. Below the heading, there is a section titled 'READING AND WRITING WITH TECHNOLOGY ACROSS THE CURRICULUM (ELEMENTARY)' and 'MODULE #1: CONSTRUCTING OUR L2L LEARNING AND TEACHING FRAMEWORK'. A list of activities is visible, including 'Pre-Self-Assessment', 'Engagement', 'Viewing Guide and Resources', 'Media', and 'Webfolio Report -- Final Reflections and Course Evaluation'. A blue button labeled 'Visit My Webfolio' is highlighted with a red callout box that says 'Click here to access your Webfolio'. Another blue button labeled 'Return to Homepage' is also visible.

Scroll down until you see the course title, description, and objectives. Click on the blue button -- Write Final Reflections and Evaluation -- and simply compose in the text boxes.

Mozilla Firefox

http://www.usdlc-l2l.org/port.php?mode=escape&module_id=11#11

- Module #7: Writing About Text
- Module #8: Learning Through Real-World Inquiry
- Module #9: Making Thinking Visible Through the Arts
- Module #10: Inviting Active Literacy Through Book Clubs

Reading and Writing with Technology Across the Curriculum (Elementary)

This course is designed to enable you to:

- understand how literacy is evolving in the 21st century
- identify 21st century literacy and learning skills
- strive to continually develop your own 21st century literacy and learning skills
- integrate the learning and teaching of 21st century literacy and learning skills in your curriculum

Module #1: Constructing Our L2L Learning and Teaching Framework
We consider the 21st Century literacy skills and how we can construct a conceptual framework for teaching them.

Write Final Reflection & Evaluation

ACTIVITY -- Pre-Self-Assessment

ACTIVITY -- Engagement

ACTIVITY -- Viewing Guide and Resources

ACTIVITY -- Media

ACTIVITY -- Webfolio Report -- Final Reflections and Course Evaluation

Click here for form on which to record reflections and evaluation

USDLC -- Webfolio

http://www.usdlc-l2l.org/webfolio.php?userid=3715&module_id=11&

Final Reflection and Rubric: Please reflect on this professional development experience and how it may affect your practice. Include at least three direct references to the video content to demonstrate how you might integrate what you have seen into your thinking and/or practice as an educator. Evaluators will expect these references to be explained in a thoughtful, well-written, reflective essay that follows the conventions of Standard English.

Work Area (Reflection):

Be sure to read the Rubric before you write your Final Reflection. Your local evaluator will use this rubric. Also add some evaluative comments. We appreciate and will use your feedback!

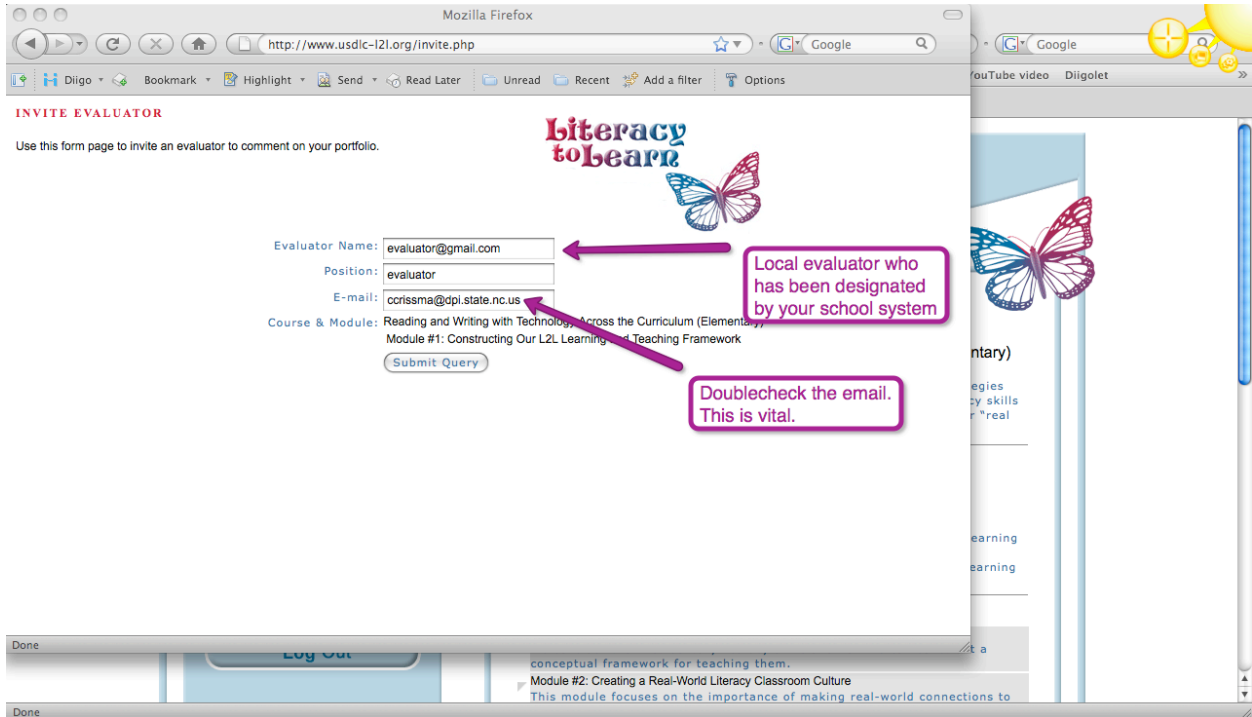
Evaluation: Please comment on this experience:

- Relevance of the video content?
- Value of the reflective activities?
- Clarity of directions and process?
- Any technical problems?
- Would you recommend this experience to a colleague? Why or why not?

Work Area:

Submit for Approval

Then click Submit for Approval. Read over what you have written and when you are ready then click Request Approval for eCertificate. You will then be asked to complete three text boxes: Evaluator's Name, Evaluator's Position, and Evaluator's E-mail. Then click on Submit Query. You will see a copy of the tracking information that your evaluator will receive with a heads-up to make sure that the e-mails automatically generated by L2L are not relegated to your SPAM folder.



Receiving eCertificates

Your evaluator's approval will generate an email to you that will contain a link to an eCertificate that will include all of the course information (course description, sponsoring institution, and clock hours) and your name, system, and email address.

Now you are ready for your next course or module. We hope you will enjoy the convenience of the L2L professional learning management system.